



### District Report Card: 2017


<b>State:</b> Kerala	<b>District:</b> Kannur
<b>Class:</b> 8	<b>Subject:</b> Language
<b>Schools:</b> 51	<b>Students:</b> 1308


### Participation/Coverage


#### Students

<b>GENDER</b> 	Boys		Girls	
	Number	%	Number	%
	650	49.69	658	50.31

<b>AREA</b> 	Rural		Urban	
	Number	%	Number	%
	933	71.33	375	28.67

<b>CATEGORY</b> 	SC		ST		OBC		GEN	
	Number	%	Number	%	Number	%	Number	%
	36	2.75	13	0.99	1069	81.73	190	14.53

<b>CWSN</b> 	LD	VI	HI	S&LD	ID	Oth
	1	5	1	2	10	3

<b>Management</b> 	Government		Government-aided	
	Number	%	Number	%
	602	46.02	706	53.98

### Average Performance of Students in Language (%)

Overall	Gender		Area		Management		Social Group			
	Male	Female	Rural	Urban	Govt.	Aided	SC	ST	OBC	GEN
65.83	62.13	69.47	67.25	62.28	68.22	63.79	62.41	42.05	65.41	70.46

## Performance on Learning Outcomes (LOs)

Learning Outcomes	Description	Average Performance(%)
L813	Read textual/non-textual materials with comprehension and identifies the details, characters, main idea and sequence of ideas and events while reading	65.83

Range of Performance of Students who Answered Correctly							
Below 30%		30% - 50%		50% - 75%		Above 75%	
Number	%	Number	%	Number	%	Number	%
84	6.42	195	14.91	593	45.34	436	33.33

## Lowest Performing Learning Outcomes (LOs)

1 - Read textual/non-textual materials with comprehension and identifies the details, characters, main idea and sequence of ideas and events while reading (65.83)